

UNIVERSITY OF MARYLAND CAMPUS OVERVIEW

FOUNDED IN 1856

FLAGSHIP SCHOOL OF UNIVERSITY SYSTEM OF MARYLAND

1,340 ACRE CAMPUS

12 ACADEMIC COLLEGES AND SCHOOLS

92 BACHELOR DEGREE PROGRAMS | 110 MASTERS DEGREE PROGRAMS | 84 DOCTORAL DEGREE PROGRAMS

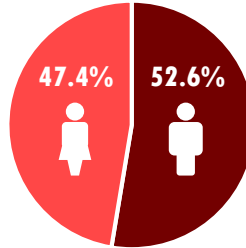
41,200
TOTAL STUDENTS

30,762

UNDERGRADUATE
STUDENTS

10,438

GRADUATE
STUDENTS



19,519
FEMALE
STUDENTS

21,681
MALE
STUDENTS

| | | |
|---|---------------|-------|
| WHITE:U.S. | 19,024 | 46.1% |
| BLACK OR AFRICAN AMERICAN:U.S. | 4,387 | 10.6% |
| ASIAN:U.S. | 6,023 | 14.6% |
| AMERICAN INDIAN OR ALASKA NATIVE:U.S. | 42 | 0.1% |
| NATIVE HAWAIIAN OR OTHER PACIFIC ISLANDER:U.S. | 24 | 0.1% |
| HISPANIC:U.S. | 3,398 | 8.2% |
| UNKNOWN:U.S. | 1,546 | 3.8% |
| TWO OR MORE:U.S. | 1,583 | 3.8% |
| FOREIGN | 5,173 | 12.6% |

UMD HAS STUDENTS FROM ALL **50** STATES AND **123** DIFFERENT COUNTRIES.

74.4% OF ALL UMD UNDERGRADUATES ARE MARYLAND RESIDENTS.

FIRST-YEAR UNDERGRADUATE RETENTION RATE: **95.2%**

Enrollments and figures are from Fall 2018. 1-year retention rate is based upon full time, degree-seeking, new first-time students entering in Fall 2017.

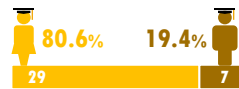
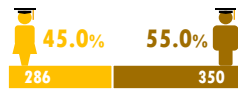
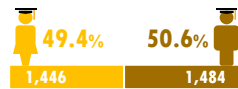
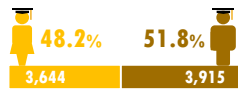
11,161
TOTAL DEGREES
AWARDED

7,559
BACHELORS

2,930
MASTERS

636
DOCTORAL
RESEARCH SCHOLAR

36
DOCTORAL
PROFESSIONAL PRACTICE



FOUR-YEAR UNDERGRADUATE GRADUATION RATE

SIX-YEAR UNDERGRADUATE GRADUATION RATE



Degree data are from FY 2018. Four-year and six-year graduation rates are based upon full time, degree-seeking, new first-time students entering in Fall 2014 and Fall 2012 respectively.

4,447
TOTAL FACULTY

- 3 NOBEL LAUREATES
- 6 PULITZER PRIZE WINNERS
- 56 MEMBERS OF THE NATIONAL ACADEMIES

STUDENT-FACULTY RATIO:



Faculty and award data are from Fall 2018. Faculty counts are based on Standard Occupation Classification (SOC) code.